













NISSAN CHILE - LEASING BANCO DE CHILE

LISTA PRECIOS SUGERIDOS VIGENTE DESDE : 06 ABRIL AL 30 ABRIL 2019

Modelo	Versión	Precio de Lista sugerido con IVA	Total	Precio Descuento con IVA	Precio Descuento Neto
 MARCH SPORT II	March Drive MT (NBA)	6.950.000	11%	6.185.500	5.197.899
	March Sport Drive AC	7.490.000	0%	7.490.000	6.294.118
	March Sport Sense MT (Radio Touch)	8.790.000	10%	7.911.000	6.647.899
	March Sport Sense AT (Radio Touch)	9.490.000	9%	8.635.900	7.257.059
	March Sport Advance MT (Radio Touch)	9.790.000	9%	8.908.900	7.486.471
	March Sport Advance AT (Radio Touch)	10.590.000	9%	9.636.900	8.098.235
 VERSA MY19	Versa Drive MT	8.290.000	0%	8.290.000	6.966.387
	Versa Sense MT	9.490.000	13%	8.256.300	6.938.067
	Versa Sense AT	9.790.000	9%	8.908.900	7.486.471
	Versa Advance MT (Radio Touch)	10.240.000	9%	9.318.400	7.830.588
	Versa Advance AT (Radio Touch)	10.740.000	9%	9.773.400	8.212.941
 SENTRA	Sentra Sense MT	10.990.000	12%	9.671.200	8.127.059
	Sentra Advance MT	11.890.000	12%	10.463.200	8.792.605
	Sentra Advance CVT	12.490.000	12%	10.991.200	9.236.303
	Sentra Exclusive CVT	13.990.000	12%	12.311.200	10.345.546
 KICKS MY19	Kicks Sense MT	12.330.000	10%	11.097.000	9.325.210
	Kicks Advance MT	14.030.000	13%	12.206.100	10.257.227
	Kicks Advance CVT	14.430.000	9%	13.131.300	11.034.706
	Kicks Exclusive CVT	15.090.000	9%	13.731.900	11.539.412
KICKS MY19 VDC	Kicks Sense MT VDC	12.890.000	9%	11.729.900	9.857.059
 NUEVA QASHQAI	Qashqai Sense MT	14.300.000	11%	12.727.000	10.694.958
	Qashqai Advance MT	15.690.000	10%	14.121.000	11.866.387
	Qashqai Advance CVT	16.690.000	10%	15.021.000	12.622.689
	Qashqai Exclusive CVT 4WD	19.390.000	10%	17.451.000	14.664.706
 NUEVA X-TRAIL	X-Trail Drive CVT 2F	15.690.000	13%	13.650.300	11.470.840
	X-Trail Sense CVT 4WD 2F	16.490.000	10%	14.841.000	12.471.429
	X-Trail Sense CVT	16.490.000	12%	14.511.200	12.194.286
	X-Trail Advance CVT	18.390.000	12%	16.183.200	13.599.328
	X-Trail Exclusive CVT 4WD	21.490.000	10%	19.341.000	16.252.941
 MURANO	Murano Advance CVT 4WD	26.990.000	11%	24.021.100	20.185.798
	Murano Exclusive CVT 4WD	28.990.000	11%	25.801.100	21.681.597
 NUEVA PATHFINDER	Pathfinder Sense CVT	20.990.000	11%	18.681.100	15.698.403
	Pathfinder Advance CVT	24.990.000	11%	22.241.100	18.690.000
	Pathfinder Advance CVT 4WD	26.990.000	11%	24.021.100	20.185.798
	Pathfinder Exclusive CVT 4WD	30.990.000	11%	27.581.100	23.177.395
 NP300	NP300 DC S 2.5 MT	14.327.600	10%	12.894.840	10.836.000
	NP300 DC XE 2.5 MT	16.576.700	12%	14.587.496	12.258.400
	NP300 SC S 2.3D MT	17.290.700	16%	14.524.188	12.205.200
	NP300 SC S 2.3D MT 4WD	18.004.700	12%	15.844.136	13.314.400
	NP300 DC SE 2.3D MT	16.400.000	14%	14.104.000	11.852.101
	NP300 DC SE 2.3D MT (Radio Touch)	16.400.000	13%	14.268.000	11.989.916
	NP300 DC XE 2.3D MT	17.500.000	10%	15.750.000	13.235.294
	NP300 DC SE 2.3D MT 4WD	21.063.000	18%	17.271.660	14.514.000
	NP300 DC SE 2.3D MT 4WD (Radio Touch)	21.063.000	17%	17.482.290	14.691.000
	NP300 DC XE 2.3D MT 4WD	22.550.500	21%	17.814.895	14.970.500
	NP300 DC LE 2.3D MT 4WD	24.680.600	21%	19.497.674	16.384.600
NP300 DC LE 2.3D AT 4WD	26.072.900	21%	20.597.591	17.308.900	
 NP300 MY19	NP300 DC S 2.5 MT MY19	14.514.430	10%	13.062.987	10.977.300
	NP300 DC XE 2.5 MT MY19	16.763.530	12%	14.751.906	12.396.560
	NP300 DC SE 2.3D MT MY19	16.587.410	14%	14.265.173	11.987.540
	NP300 DC SE 2.3D MT (Radio M-Media) MY19	16.587.410	13%	14.431.047	12.126.930
	NP300 DC XE 2.3D MT MY19	17.686.970	10%	15.918.273	13.376.700
	NP300 DC SE 2.3D MT 4WD MY19	21.249.830	18%	17.424.861	14.642.740
	NP300 DC SE 2.3D MT 4WD (Radio M-Media) MY19	21.249.830	17%	17.637.359	14.821.310
	NP300 DC XE 2.3D MT 4WD MY19	22.737.330	21%	17.962.491	15.094.530
	NP300 DC LE 2.3D MT 4WD MY19	24.867.430	21%	19.645.270	16.508.630
	NP300 DC LE 2.3D AT 4WD MY19	26.259.730	21%	20.745.187	17.432.930
NP300 DC XGEAR 2.3D AT 4WD	26.656.000	13%	23.190.720	19.488.000	
 NV350	NV350 Wide S-Long Pass 2.5D MT	22.181.600	12%	19.519.808	16.403.200
	NV350 Wide S-Long School Bus 2.5D MT	24.978.100	10%	22.480.290	18.891.000
	NV350 Wide S-Long Bus 2.5D MT	26.783.100	12%	23.569.128	19.805.990